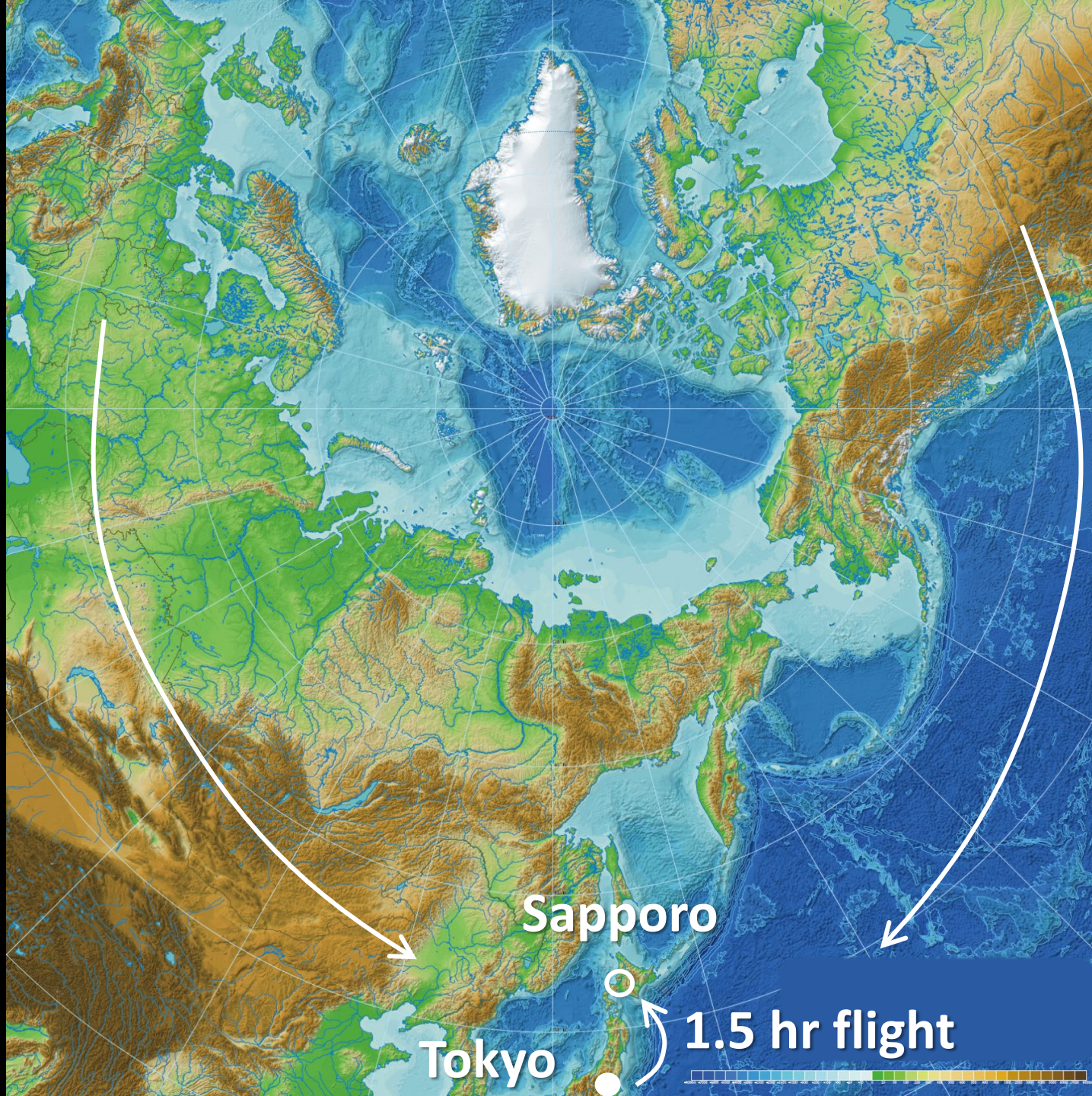


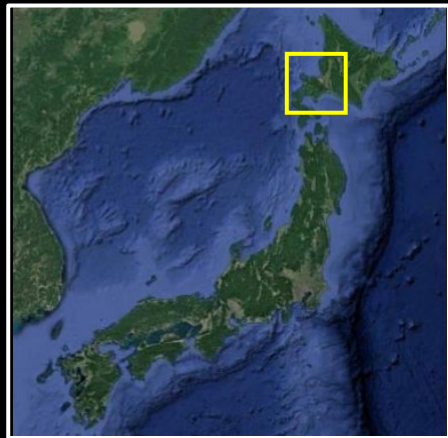
# IASC NAG Annual Meeting 2024 in Niseko

Shin Sugiyama

*Institute of Low Temperature Science, Hokkaido University, Japan*







Sapporo: Capital of Hokkaido, 1 hr from Chitose Airport  
Niseko: 2.5 hr travel by bus from Chitose

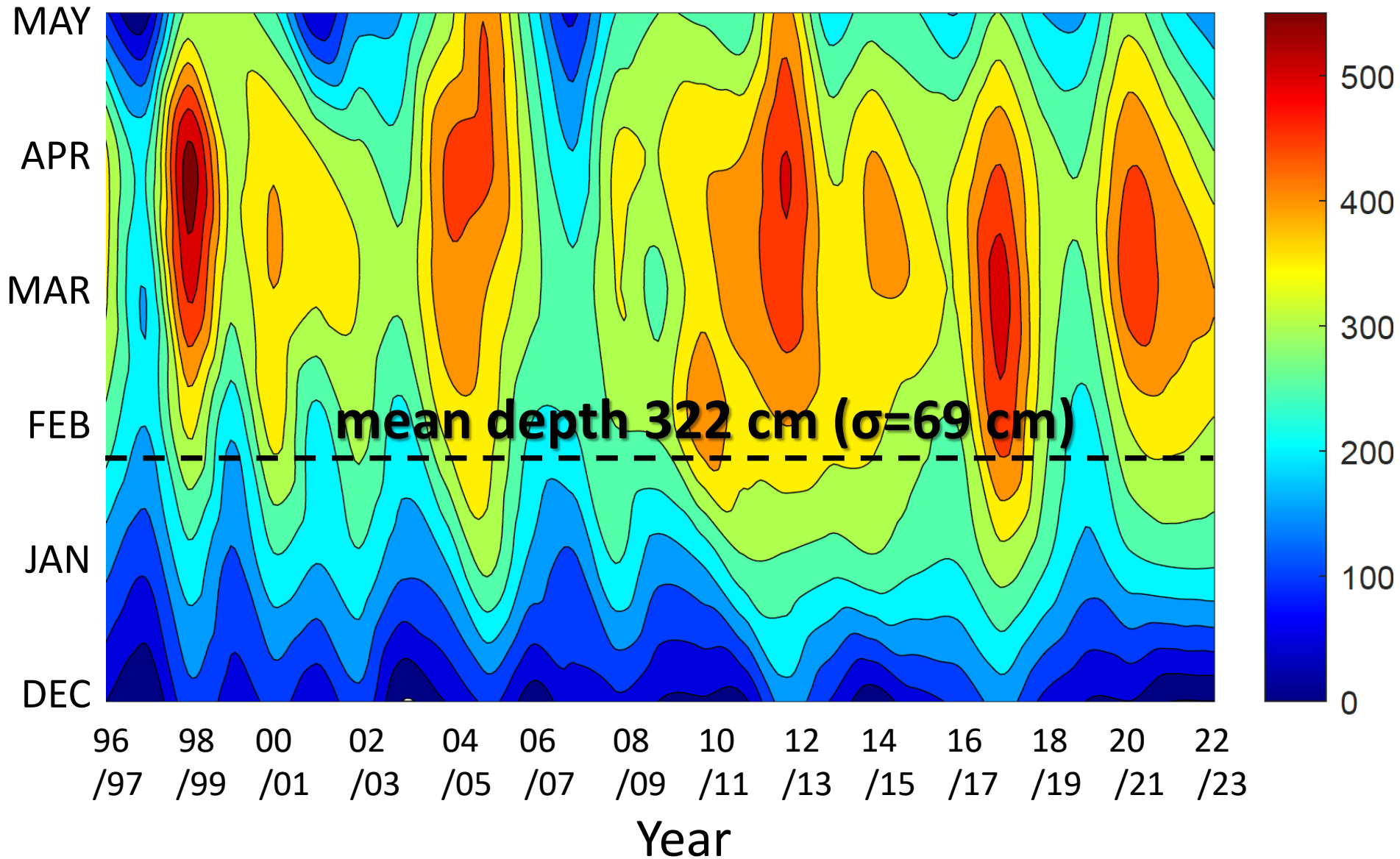


# Mt. Yotein & Niseko Region



# Snow depth at 1000 m a.s.l. in Niseko

Depth (cm)



# Niseko Mountain Range



Meeting venue

# 26 chair lifts & gondola, 69 tracks, 47 km in total

英語 / ENGLISH

TRAIL MAP 2019-2020

## NISEKO UNITED 2019-2020

A PROUD PARTNER OF IKON PASS MOUNTAIN COLLECTIVE

▲ Mt.Niseko Annapuri Altitude 1,986m

### NISEKO RULES

[ Crossing Boundary ropes is prohibited ]

Publishing | Niseko Annapuri Avalanche Prevention Committee

1. Strictly NO ENTRY or purchase issues at ANY TIME to ANY PERSON.
2. Crossing boundary ropes is strictly prohibited. Use the designated gates when going out of bounds.
3. No ski patrol outside the ski area. Leave boundaries at your own risk.
4. Lines will close in accordance to snow conditions. Out of bounds skiing is prohibited when gates are closed.
5. For official information on mountain conditions, please refer to the "Niseko Annapuri Information" or website rules.
6. "Ski" WILL BE CHANGED for snow and rescue efforts outside the boundaries.
7. All skiers both in and out of bounds must stay at the ski patrol's authority at all times.
8. Children under 12 must remain from going out of bounds areas accompanied by a professional adult leader.
9. Niseko Annapuri, use the most up-to-date published the location of mountain areas and place a strong emphasis on THE SAFE LEADER of the boundaries.

\*For the latest information, please check our website or the Niseko Rules displayed at each resort.

### FOR YOUR SAFETY

Regardless of how you enjoy your time sports, always think country to stress and to be aware the THIRTY FIVE (THIRTY FIVE) RULES in all snow mountain activities.  
These rules include rapid changes in weather and outdoor conditions, confusion with other people as well as rescue and artificial resources such as roads, trails, fences, trees, rocks, snow, etc. snow and emergency equipment.  
Course and personal awareness can reduce such risks. Observe the ALPINE RESPONSIBILITY CODE and work with others the responsibility for a great experience.

#### ALPINE RESPONSIBILITY CODE

1. Know your ability and always stay in control.
2. Take lessons from qualified professional instructors to learn and practice.
3. As you proceed downhill or upgrade similar terrain, you must avoid people below and beside you.
4. Do not stop where you could obstruct a trail, a run or are not visible from above.
5. When entering a trail, a run or starting downhill, look uphill and give way to others.
6. Always use caution whenever before where protected and always use proper device to prevent runaway equipment. Ensure equipment is in good condition.
7. Observe and obey all signs and warnings. Stay off closed trails or runs and keep out of closed lines.
8. Before using any lift, be sure you have the knowledge and ability of how to load and unload safely.
9. Do not ski, snowboard, ride a lift, or participate in any other snow activity if your ability is impaired by drugs or alcohol.
10. If you are involved in, or witness an emergency, call the Ski Patrol, remain at the scene and identify yourself to them.

UNDERSTAND YOUR RESPONSIBILITY WHEN ON THE MOUNTAIN



**MIZUNO NO SAWA AVALANCHE CONTROL OPERATION AREA**  
Mizuno no sawa is a specially controlled area where various methods of avalanche control are employed in the interest of safety.  
Contact: Niseko Village +81-(0)136-44-0211

Lift sled counter	Kid's room	Information	Niseko United Shuttle stop	Light	Easiest	Night trail & lift	Number of seats
Lift Ticketing machine	Restaurant	Rental	Parking lot	ATM	More Difficult	Un-groomed trail	Name of lift
Rest room	Car's	Ski school	Ski pass	Locker	Most Difficult	Lengthy Time required	Number of lift Sled points
Phone	Shop	Green/Hot Spring	AED	Changing room	Name of trail	Lift operating times	Lift status
		Green/Hot Spring		Gate to out of bounds terrain	Average Gradient	Lift status	Lift status
				Magul run	Trail Length		

\*Lift operating times and courses are subject to change due to weather, snow and lift conditions etc.

**CHECK THE LATEST NEWS & LIFT STATUS ON THE NISEKO UNITED WEBSITE**  
Scan QR code or go to [niseko.ne.jp](http://niseko.ne.jp)

# Meeting venue (from 21 to 23 January 2025)






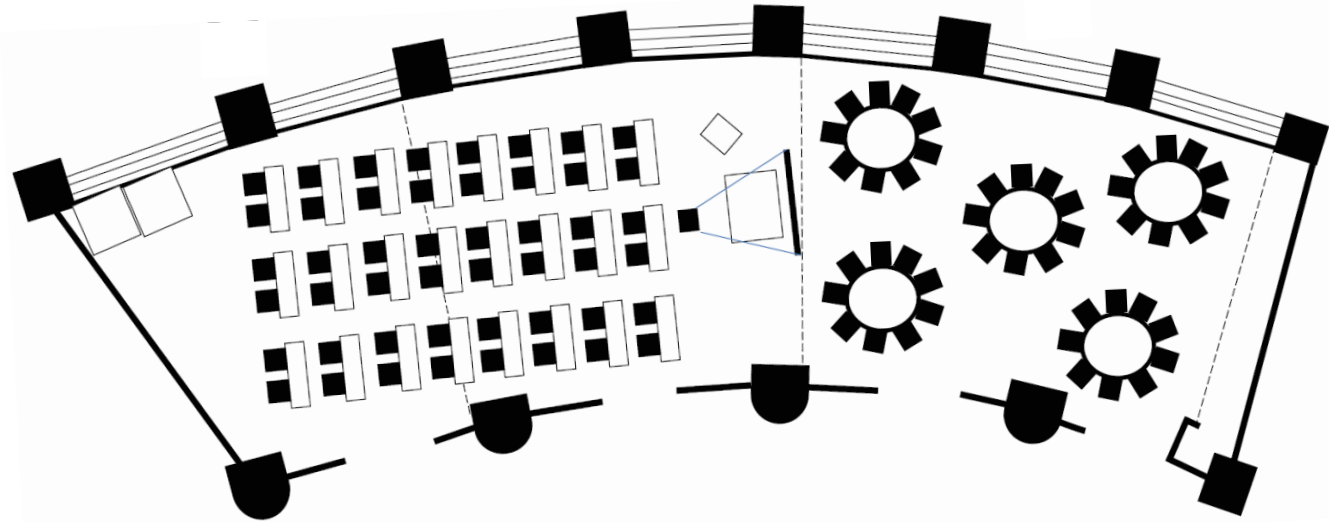
# Direct access to skiing slopes



# Direct access to skiing slopes



# Room for meeting and dining



# Guest room



30 rooms available at reduction rates until 31st October

- 15,500 JPY (~100 euro) for sharing with three people
- 22,000 JPY (~140 euro) for sharing with two people
- 41,500 JPY (~260 euro) for single use (breakfast included)

# Backcountry tour



# Onsen (hot spa)



# Onsen (hot spa)



A MASTERPIECE  
OF JAPANESE BREWER'S ART



**SAPPORO**  
PREMIUM BEER

JAPAN'S OLDEST BRAND SINCE 1876



# Sapporo



# Snow festival in early February



## Sapporo Snow Festival



4 – 11 Feb 2024



Sapporo, Hokkaido



# Conclusion

- Chitose Airport is 1.5 hr flight from Tokyo
- 2.5 hr bus transport from Chitose to Niseko
- 26 chair lifts & gondola, 69 tracks, 47 km long ski slopes
- ~3 m snow depth in the end of January
- Backcountry, onsen, beer, Sapporo, snow festival ...
- Meeting room & guest rooms a booked for ~50 participants



See you in NISEKO!

**Question?**